

Great ideas to help early writing at home

Your child's writing may not look like 'proper writing'! That's ok!

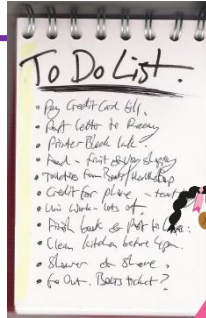
Children's early writing goes through several stages. Often called 'emergent writing' children may start by just putting marks on paper, to producing lines and squiggles and then to different letter shapes that might be in their name.

Whatever phase always encourage your child to mark make in any way Children will see themselves as a writer and be pleased with anything that they produce!




How about writing a list?

Maybe a shopping list or
a list of their toys,
a list of animals they know,
a list of characters from a
favourite story
a list of their friend
Don't worry about spelling!
It's all about the mark
making!



Make sure that I know
that with a list, each
word goes underneath
the previous one



Talk lots

Talk lots to your child. Get them to talk lots to you. Try and get them to answer in full sentences as they get older. If we want children to write sentences they need to be able to speak in sentences first.



Encourage me to draw a
line from the label to that
part on the picture. You
may need to help me or do
this for me.



Lovely Labels

Your child could draw an animal and label its different parts- legs, eyes, ears etc

You might want to cut a picture for a magazine, stick it onto paper and get your child to label that.



Numbers help too!

Use your fingers to show how many, with number songs and rhymes. Put each finger up or down in turn when counting. Can you show 3 fingers? 10 fingers? 7 fingers? Get those muscle fingers strong and exercised to help with holding a pencil!



Big Moves!

Having control over 'big' movement (gross motor control) has a direct effect on 'small' movement (fine motor control)



So lots of active and energetic activities are great!

Do lots of action songs and rhymes- do as many actions as you can.



Get children dancing - jump, stretch, twist and wave!


Be a rhythmic gymnast- get a length of ribbon, wool, string - and make it go high and low, in a straight line and a wavy one,

Play football, ride bikes, get to the park on the climbing frame, run- it all helps!

Go dough!

Children need to practice getting control over their fingers and get them strong enough to hold and control a pencil

Play dough is great- get children to roll, pinch, poke, squeeze, press as they make their creations



Try 'Dough Disco' with Shonette on You Tube.

I will love it and so will you!

<https://www.youtube.com/watch?v=i-lfzeG1aC4>



Encourage me to start with 'Dear' and end with 'from' - not forgetting to put my name at the end




Write a letter

Get children to write a letter to a grandparent, relative, a neighbour or friend. It can just be as simple as telling them something they have done that day, or what they like doing, their favourite food or song!

Make marks in things

Use shaving foam and tray and make swirls and patterns with your fingers. Can you make different shapes? Can you make straight lines, wavy ones, zigzags? Try a tray of sand, some flour, soil.



Mark make with anything

You can make marks with anything not just pencils, pens, crayons, felts, waxes. Try just water and a paint brush outside. Maybe a stone on the pavement.