


Mr Gumpy's Outing by John Burningham



Hear the story being read



https://www.youtube.com/watch?time_continue=3&v=KpaCzmLpl0Q&feature=emb_logo

Top Ten Ideas and Activities

1. **Join in.** Read/watch the story again (and again!), this time leaving spaces/stop for children to join in with the repeated phrases. It will be fun for them to remember and chant, in order, the animals and their actions that make the boat tip over.
2. **Tell the story** After hearing the story a few times, children will get to know it well. Encourage them tell it to you in their own words, with some words or phrases from the story.
3. **Storyplay** Children can use animal and people toys for characters to act out the story. It's a really good way for them to get to know the story well and helps to build their confidence with books. Get them to think of what the toys might do - for example the Teddy might wriggle, Spiderman might spin too many webs etc
4. **Make a map** On a sheet of paper children can draw Mr Gumpy's journey down the river to show each stop he makes to let the characters board his boat, using colouring pencils similar to drawings in the book. Children can use their map to help tell the story. Maybe they can label the different parts
5. **Act it out** Cut out a boat shape from a piece of cardboard for children to stand on. Maybe just use a blanket or a towel. With a broom/mop and a hat, children can pretend to be Mr Gumpy taking his friends for a boat ride. Animal toys can be collected into the boat, in turn.
6. **Make a paper boat** . Make a paper boat to float in the sink, bath or a puddle. Children can see how many toy animals they can add before the boat tips up!
7. **Write an invitation.** Who would your children like to invite on their boat? Don't forget to put who it is to, what day they are going on the trip and who it is from. They could decorate the invitation with a picture of their boat.

8. **Animal sounds and actions.** Get your child choose an animal from the story. Can they make the rught animal nosie/action that that animal makes in the story and then can you guess which one it was? Take turns
9. **Remember an outing** .Ca you recall when you all went on an outing together? It might have been to the park, to the zoo or to the seaside. Look at photos and talk about some of the things that you did. Maybe make a zig zag or mini book
<https://www.youtube.com/watch?v=C8xJ2UzaQYU> with pictures and writing and give the title your own childs name e.g Millies Outing/ Rupals Outing etc
10. **Play 10 in a boat.** Have a towel or a blanket as the boat. Put 10 toys on. All the toys wiggle and jiggle and 2 fall of. How many are left? Repeat wth different amounts of toys falling off. Make sure the children say one number for each toy as they count. Get them to touch each toy as they count.



Find more books by John Burningham



Avocado Baby

Mr Gumpy's Motor Car

Come away from the water, Shirley






Granpa

Oi, Get Off My Train!

Would You Rather...

The Shopping Basket



Find out more about farm animals

A day in the life of a farm. Follow Olly th farmer as he does his daily jobs

<https://www.youtube.com/watch?v=FHpdGfjU0yU>

Farm animal sounds https://www.youtube.com/watch?v=vuiwA4Ne_pU

Farm based activities for Foundation Stage children <https://www.visitmyfarm.org/preparing-for-your-farm-visit/304-farm-basedactivitiesforearlyyearsfoundationstage/304-farm-basedactivitiesforearlyyearsfoundationstage>

Different facts, pictures and pintables about different farm animals - chickens, cows, ducks, sheep etc <https://www.activityvillage.co.uk/farm-animals>

Old MacDonald had a farm- join in with the song! https://www.youtube.com/watch?v=hG5QQZsoT_E