

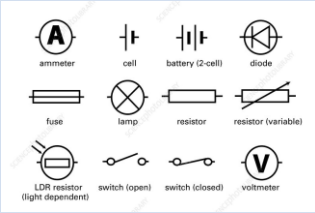



Geography	
<p><u>What should I already know</u></p> <p>We have learnt to identify mountains, rivers and seas using the index and legend in an atlas.</p> <p>We have learned about our locality and compared different localities.</p> 	<p><u>The Journey</u></p> <p>We will investigate how latitude can influence the landscape of an area and the important physical features. We will look at Eastern Europe in more detail. This will help us to identify similarities and differences and similarities between a place in Eastern Europe and where we live.</p>
<p><u>Key Vocabulary</u></p> <p>Latitude, Arctic Circle, physical features.</p> <p>Human geography, land use, residential, industrial, business, retail, leisure.</p>	<p><u>What I will know by the end of the unit</u></p> <p>I can describe a continent as a large landmass; I can explain that continents are groups of countries; I can identify some countries in Europe; I can use an atlas to find the names of countries</p>

History	
<p><u>What I should already know</u></p> <p>We know about changes in Britain from the Stone Age to the Iron Age</p> <p>We understand how leaders from different times show leadership and power.</p>	<p><u>The Journey</u></p> <p>We will be learning about the differences between dictatorship and democracy. We will use this knowledge to analyse and debate the different leadership styles.</p> <p>We will discuss the current disputes between Russian and Ukraine.</p>
<p><u>Key Vocabulary</u></p> <p>Dictator Democracy Control Analyse Debate</p> 	<p><u>What I will know by the end of the unit</u></p> <p>I can analyse and understand the difference between dictatorship and democracy.</p>

Knowledge Organiser – Spring 2 2022, Russia Class 3

Science	
<p><u>What I should already know</u></p> <p>We have made circuits and investigated the different properties of materials. We can record a simple circuit using a basic diagram.</p> 	<p><u>The Journey</u></p> <p>We investigate different circuits and then learn to represent circuits using scientific symbols in a diagram.</p> <p>We will learn about two of the most important scientific inventors in the field of electricity – Thomas Edison and Nikola Tesla.</p> <p>We will get the opportunity to develop our understanding of what electricity is and how to measure it. As well as conducting our own investigation, - we will create our own torch!</p>
<p><u>Key Vocabulary</u></p> <p>Electricity, Thomas Edison, Nikola Tesla, Alessandro Volta, Michael Faraday, home, alternating current, direct current, battery, cell.</p>	<p><u>What I will know by the end of the unit</u></p> <p>To identify how our understanding of electricity has changed over time. To explain how major discoveries affected our understanding and use of Electricity. To complete diagrams of circuits using scientific symbols</p>

Computing	
<p><u>What I should already know</u></p> <p>We are already familiar with the Scratch coding environment and have experience in designing, writing and debugging code</p>	<p><u>The Journey</u></p> <p>We will learn about stop-motion animation, evaluate some examples and then plan and produce our own to fit a particular setting e.g. a castle.</p> <p>We will use Monkey Jam to create our films</p>
<p><u>Key Vocabulary</u></p> <p>Animate, animation, project, remix, stop-motion, repeat, iteration, debug.</p> 	<p><u>What I will know by the end of the unit</u></p> <p>I can select appropriate characters or objects to fit within a scene. I can use rapid costume changes for a motion effect. I can use a 'repeat' command to create gradual movement. I can use a succession of 'glide' commands.</p>

PSHE/RSE

What I should already know
 We know the important people in our lives
 We know how to help ourselves and others.
 We know the PANTS rule.




Key Vocabulary
 Health, wellbeing, care, habits, healthy eating, diet, exercise, physical, mental, teeth, oral, dental, body, sun exposure, illness, bacteria, virus, germs, infection, hygiene, medicines, allergies, responsibility

The Journey
 We will talk about how my body is my own and how to respect and protect it is vital!
 We will discuss the need for good personal hygiene and identify healthy habits.
 We will discuss where pressure might come from to try drugs, including alcohol and tobacco.
 We will talk about what to do if we feel pressured to try a harmful substance.

What I will know by the end of the unit :
 I will know where and how to get help if I am worried.
 I will understand the importance of sleep, exercise and healthy eating; I will identify ways in which certain drugs, including tobacco and alcohol, can harm my body.
 I will identify positive aspects about me and choices that will benefit my health.

Music

What I should already know
 We have experienced various musical genres and shared our opinions. We have composed our own music.



The Journey
 To appreciate and learn the history of folk music and some famous tunes

What I will know
 I will be able to talk about Russian composers

Key Vocabulary
 Sea shanty, folk music Prokofiev
 Tempo dynamics pitch rhythm

RE

What I should already know
 We have learnt about different religious celebrations, Holy weeks and why people pray.
 We have discussed different religious practices.

The Journey
 We will express our own ideas about some big moral concepts, such as fairness or honesty comparing our ideas with the ideas of others we have Studied.

Key Vocabulary
 Fairness, Honesty, Humanist Values, Forgiveness Fellowship



What I will know by the end of the unit
 I will identify the values found in stories and texts .
 I will suggest ideas about why humans can be both good and bad, making links with Christian and Humanist ideas .

Art

What I should I already know
 We have sketched and designed pieces or art linked to different artists.
 We have studied artists from different parts of the world.

The Journey
 Wassily Kandinsky (Russian)
 We will explore Kandinsky's abstract art work.
 We will briefly look at information about Kandinsky's life. We will compare contrasting art work - impressionist, abstract, pop art and surrealist paintings.
 We will produce some art work in the style of Kandinsky.

Key Vocabulary
 Kandinsky Artisan
 Inspiration Designers
 Classic
 modern

What will I know at the end of the unit
 I will be able to replicate some of the techniques used by Kandinsky.
 I will be able to talk about Kandinsky's life.



Knowledge Organiser – Spring 2 2022, Russia Class 3

Design Technology

What I should already know
 We have used a range of ingredients to make sweet and savoury dishes We know about food hygiene and safety.
 We have read and followed recipes - FFLP

The Journey
 We will investigate different types of Russian food. We will taste and recreate some dishes.

Key Vocabulary
 Ingredients, Kasha
 Russian Cuisine



What I will know by the end of the unit
 How to make:
 Blinis (pancake)
 Kasha (porridge)
 Beef Stroganoff

PE

Key skills - Netball
We will learn how to :
 Play both in defence and attack.
 Pass and catch the ball using a range of techniques.
 Mark an opponent, including one-on-one marking.
 Get free from a defender – dodge, straight lead run and pivoting.
 Shoot how to do a toss-up.
 We will cover different rules for netball and we will also be a focus on playing as part of a team and evaluating their own and others' performances.



MFL

This is France!
 We will broaden our vocabulary and develop our ability to understand new words in the context of saying the directions from one place to another.
 We will use a map to work out the direction between places, up to 4 compass points and write a sentence using the correct word for the direction.