

Geography

History

What should I already know
I have used co-ordinates to find a specific location, and I am familiar with using alphabetical indexes to find specific pages of a non-fiction text.

The Journey
To name and locate cities of the UK and their identifying human and physical characteristics by using an atlas.
To use maps, atlases, globes and digital/computer mapping to locate countries and describe features studied by using the index and co-ordinates.

Key Vocabulary
Compass
Atlas
North
South
East
West



What I will know by the end of the unit
I will be able to locate the world's countries, using maps in particular – countries in Europe (including the location of Russia) and North and South America by using an atlas.

What should I already know
Other struggles within English heritage like... Viking and Anglo-Saxon struggle for the Kingdom of England to the time of Edward the Confessor.



Key Vocabulary
Empire
Caesar
Romulus/Remus
Republic
Emperor

The Journey
We will discuss what an 'empire' is then show the definition.
Show the map of the world and ask where we live. Show where it all began in Rome.
We will study how Romans lived and how the empire developed.



Complete time lines

What I will know by the end of the unit
You will be able to summarise how Romans lived their lives. You'll be able to describe the spread of the Roman Empire. You will be able to order key events in history and where the Romans fit in.

Knowledge Organiser – Autumn 2 2022, Romans Class 3

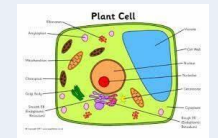
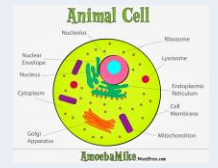
Science

Computing

What I should already know
This 'Living Things and Their Habitats' unit in year 4 will help you to classify living things, including micro-organisms.

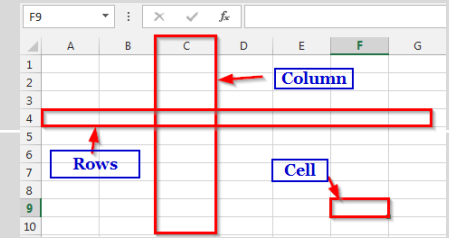
The Journey
We will group and sort a selection of sweets by splitting the sweets into two larger groups, then smaller and smaller groups.
We will identify different types of animals by their characteristics. You will conclusions from your results.
We will study different types of cells and make comparisons. You will also describe the characteristics of different microorganisms.

Key Vocabulary
Microorganism
cell
eukaryote
nucleus
DNA
Fungus
virus
bacteria



What I will know by the end of the unit
You will be able to:
Classify living things using the Linnaean system.
Match groups of animals to their characteristics.
Classify creatures based on their characteristics.
Design a creature that has a specific set of characteristics, using prompts.
Describe the useful and harmful effects of different microorganisms.
Identify the variables in an investigation into harmful microorganisms.
Draw conclusions based on their results.

What I should already know
Internet safety – social media
Links to globalisation
Be able to use MS Office software




Key Vocabulary
Spreadsheet
Data
Formula
Sum
Format
Calculate
Duplicate
Column
Cell
Row


The Journey
You will be:

- Collecting data
- Formatting a spreadsheet
- Writing Formula
- Calculating and duplication
- Planning an event
- Presenting data

What will I know at the end of the unit
You will be able to use a spreadsheet to present and calculate data.


You will be able to use this knowledge to plan an event.

PSHE	
<p><u>What I should already know</u></p> <p>You understand how you feel and can share your feelings with other. You can use mindfulness to help to manage your emotions.</p>	<p><u>The Journey</u></p> <p>We will look at: How your behaviour can affect others Recognising respectful behaviour and modelling respectful behaviour online Recognising the importance of self-respect, how this can affect your thoughts and feelings that everyone, including you, should expect to be treated politely and with respect by others!</p> 
<p><u>Key Vocabulary</u></p> <p>Respect Team Communication Explore Strategic Qualities</p>	<p><u>What I will know by the end of the unit</u></p> <p>You will be able to focus on the positive qualities of a team, learning how to disagree respectfully and communicate effectively. Address key qualities and skills needed for a team to be successful. collaborative learning how to compromise to ensure a group task is completed successfully.</p>

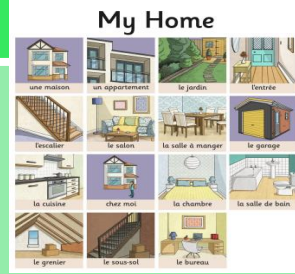
RE	
<p><u>What I should already know</u></p> <p>Bible stories that inspire Christians - Messages from the Bible</p> 	<p><u>The journey</u></p> <p>The Parables- we will listen to a parable/story once a week and use question and answer cards to understand the message that is given to Christians...</p>
<p><u>Key Vocabulary</u></p> <p>Parables Christianity Connections Humility</p>	<p><u>What I will know by the end of the unit</u></p> <p>You will make connections between some of Jesus' teachings and the way Christians live today. You will be able to summarise some parables.</p>

Art	
<p><u>What I should already know</u></p> <p>You have looked at Ancient Greek art and created 3D models. You have developed a range of art and design techniques</p>	<p><u>The Journey</u></p> <p>Learn about characteristic features Roman art and design. To Learn about social and cultural aspects of Roman society. Learn about Roman Pottery how it was made look at colours and style.</p>
<p><u>Key Vocabulary</u></p> <p>Technique Moulding Characteristic Ancient observational</p> <p><u>What I will know by the end of the unit</u></p> <p>You will be able to select & record from observation of ancient Roman pottery. Investigate the possibilities of clay. Try out techniques to model and sculpt clay.</p>	

Knowledge Organiser – Autumn 2 2022, Romans Class 3

Design Technology	
<p><u>What I should already know</u></p> <p>Other composers- different eras and to have appreciated classics as well as sung and played instruments.</p>	<p><u>The Journey</u></p> <p>To listen to the various variations, use body percussion. Follow rhythms use of un pitched instruments.</p> <p><u>What I will know at the end of the unit</u></p> <p>You will be able to talk about Edward Elgar and how he became a famous worldwide composer. You will be able to talk about the piece Enigma and how it links to his friends!!</p> 
<p><u>Key Vocabulary</u></p> <p>Enigma Variation Unique Theme</p>	

Design Technology	
<p><u>What I should already know</u></p> <p>To have designed an evaluated other artefacts from different eras</p>	<p><u>The Journey</u></p> <p>Roman pottery is split into two different types: coarse ware and fine ware. How it was made and for what. We know from the work of archaeologists that the Romans used pottery in everyday life</p>
<p><u>Key Vocabulary</u></p> <p>Ware Archaeologist Range Culture artefacts</p>	<p><u>What I will know by the end of the unit</u></p> <p>To make pots from clay using and learning techniques from Roman times</p>

MFL	
<p><u>Key Phrases</u></p> <p>Ma maison fantastique Chez moi Suggest alternative sentences/song phrases by substituting new vocabulary;</p>	

PE – Swimming and Gymnastics	
	

Topic 20 Quiz Autumn 2022– Romans

Geography/History

How do coordinates work?

What are human and physical characteristics?

What is an empire?

Who were Romulus and Remus?

PSHE

How can personal behaviour affect others?

What are the positive qualities of a team?

RE

What is a Parable?

Can you name two Parables that you have learnt about?

Science

What is the Linnaean System?

What is a micro-organism?

What is a cell?

Is Bacteria harmful?

Music

How many variations are there in the Enigma Variations?

How did Edwards friends link to the Enigma composition?

Computing

Thinking about spreadsheets

When you write a formula what is the first symbol you type into the cell?

What could you use a spreadsheet for? List as many as you can!

Art and Design/ Design Technology

What techniques do Romans use when making pots?

There are two different types of pottery we have studied, what are their names?

Vocabulary – define these words

Enigma

Variations

Data